

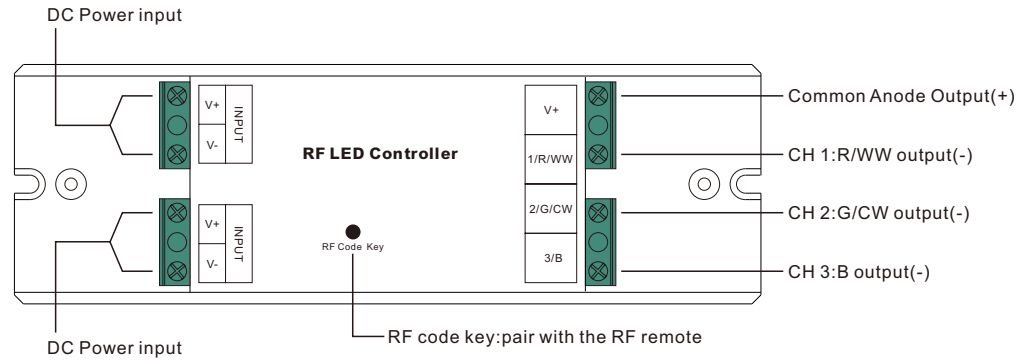
# RF Receiver

70020029



**Important:** Read All Instructions Prior to Installation

## Function introduction



## Product Data

Input Voltage	Output Current	Output Power	Remarks	Size(LxWxH)
12-24VDC	3x5A	3x(60-120)W	Constant voltage	145x46.5x16mm

- Radio Frequency : 868/915/434mhz
- Waterproof grade: IP20

## Safety & Warnings

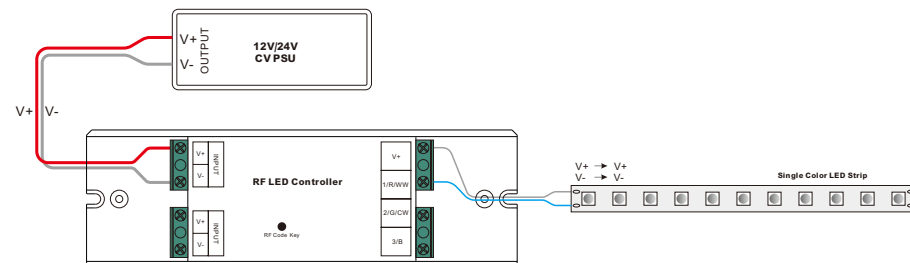
- DO NOT install with power applied to device.
- DO NOT expose the device to moisture.

## Pair/delete the pairing with RF remote

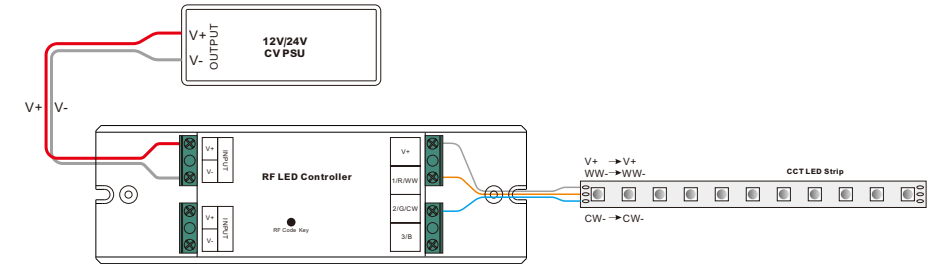
1. Do wiring according to connection diagram.
2. Pair RF Receiver with RF remote: please refer to the instruction of the remote that you would like to pair with.
3. Delete the pairing:
  - (1) Wire up the RF receiver correctly, power on.
  - (2) Press and hold down the “**RF Code Key**” button on receiver for over 3 seconds until the connected light flashes, which means well deleted.

## Wiring Diagram

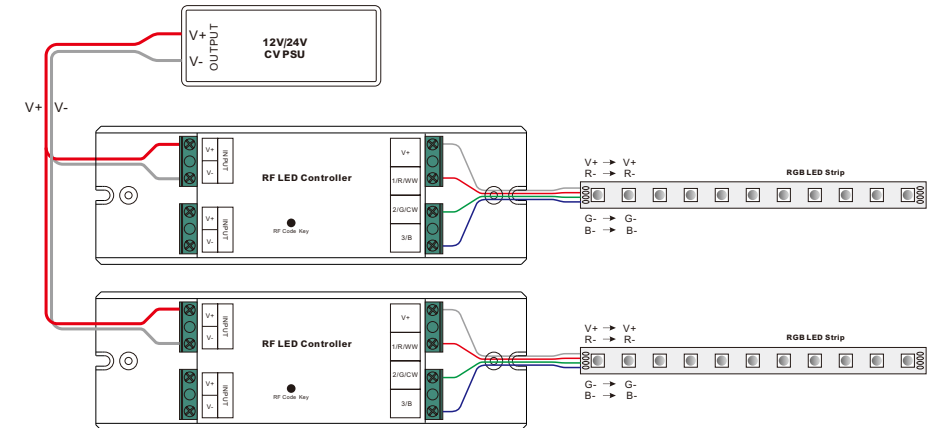
With single color LED strip



With dual color LED strip



With RGB color LED strip



## Product Dimension

